

Making Everything Easier!™

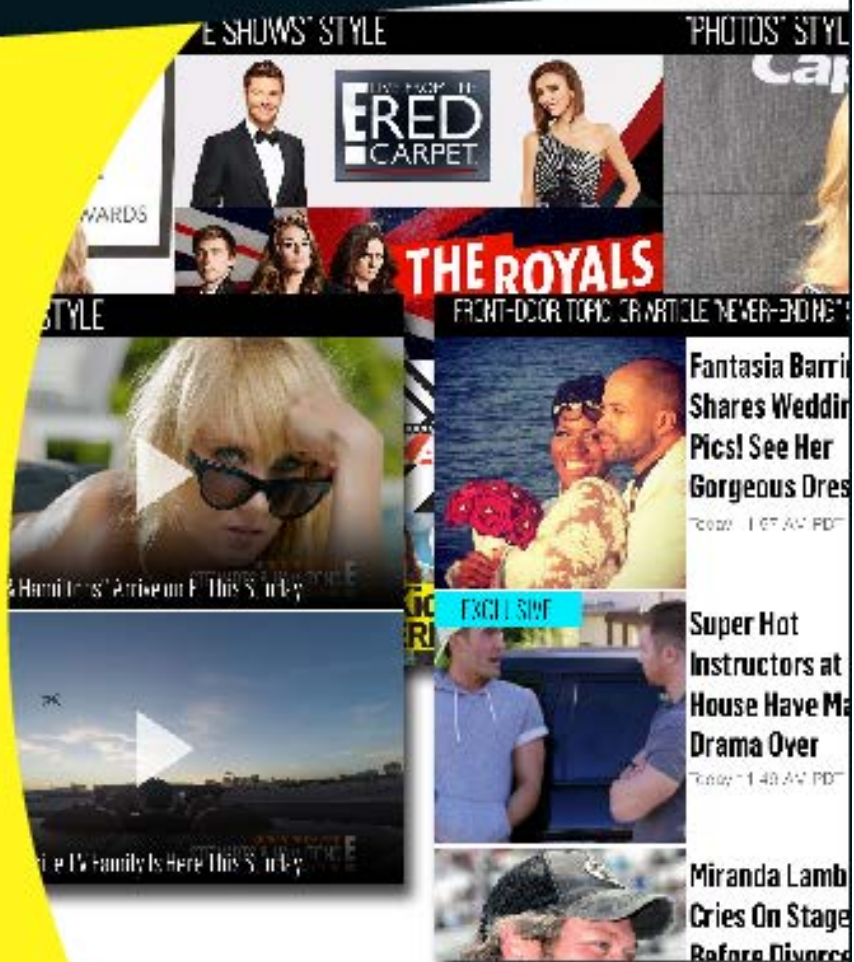
Novelty Edition

# E! Online XML configuration FOR DUMMIES®

## Learn to:

- Configure your Frame.XML file
- Add widgets to XML pages
- Get bored of technical documentation!

**TJ Grant**  
**Thomas Chavana**  
**Evienne Zander**



# Frame.XML and Tags documentation

## Table of contents

1. Frame.XML
2. article
3. articleheader
4. eitemlist
5. feedswitcher
6. filterbar
7. kixer
8. livestream
9. navigation
10. outbrain
11. page
12. quitbutton
13. settings
14. showdetail
15. snipe
16. videodetail

This page left intentionally awesome.



# Frame.XML

Frame.XML is the root feed for the application, where the following are set:

- `constant`s needed by the application
- `ad` settings and initialization parameters
- `template` locations for the various type of re-usable components
- `page` locations for pages that are shown on launch, and where they reside

## Constants

Constants are used by the application for internal logic relating to loading **content** and **ads**.

The following constant names are currently recognized by the app and are meaningful:

- `article_feed_base` - Base URL for articles, the application will append the article GUID to the end of this string when attempting to load articles
- `topic_feed_base` - Base URL for topics, the application will append the topic name to the end of this string when attempting to load topic feeds
- `gallery_feed_base` - Base URL for galleries, the application will append the gallery GUID to the end of this string when attempting to load galleries
- `video_feed_base` - Base URL for video feeds, the application will append the video GUID to the end of this string when attempting to load videos
- `doubleclick_adunit` - The base "tag" for doubleclick **ad units**; this gets other tag values appended to it
- `bannerad_tag` - The tag to use by default for **banner ads**
- `bannerad_additional_keywords` - AKW Keywords to use for **banner ads**, in addition to any keywords already existent in an article

## Ad configuration

Ad configuration happens in `frame.xml` rather than a separate feed.

The following ad types are supported:

- `outbrain` - must supply a `partnerkey`, `widgetid` and `enabled` attribute.
- `kixer` - must supply a `partnerkey` and `enabled` attribute.
- `adcolony` - must supply an `appid` and list of comma-separated `zones` as attributes.
- `sharethrough` - must supply a `placementkey`, `usedfp` (Use DFP), and `enabled` attribute.
- `softlaunch` - must supply a `tag`, `frequency`, and `enabled` attribute. `keywords` is optional.
- `hardlaunch` - must supply a `tag`, `frequency`, and `enabled` attribute. `keywords` is optional.

- `gallery` - must supply a `tag`, `slot`, `frequency`, and `enabled` attribute. `keywords` is optional.
- `freewheel` - must supply a `networkid`, `server`, and `profile` attribute.
- `freewheel_preroll` - must supply a `sitesection`, `frequency`, and `enabled` attribute.
- `freewheel_livestream_preroll` - must supply an `assetid`, `sitesection`, `frequency`, and `enabled` attribute

In any case, if `enabled` is set to false, that particular ad will be disabled.

Also, for `gallery`, `slot` must be greater than zero and `frequency` must be greater than one or else gallery ads will be disabled.

For `freewheel_preroll` and `freewheel_livestream_preroll`, `frequency` must be greater than zero or preroll ads for these two will be disabled.

## Templates

For certain types of content, templated pages will be loaded to serve the needs of the application.

The following template names are recognized by the application:

- `article` - Template to be used for all articles, loaded typically from `eitemlist`, `navigation`, `snipe` or other `article` types.
- `topic` - Template to be used for topic lists, typically loaded from `articles`
- `videodetail` - The page that loads when you click on a video's **headline text** in `eitemlist` views
- `showdetail` - The page that loads when you click on a show item in an `eitemlist`

## Pages

Each XML document is considered it's own `page`, and in `frame.xml` you define which pages you want to load by default.

The following page `name`s are recognized by the application:

- `left` - *optional* - The page to load into the left navigation drawer
- `center` - *required* - The page to load into the center
- `right` - *optional* - The page to load into the right navigation drawer

Typically you will want to load your "front door" or "all screen" into `center`.

We also suggest loading your "navigation" menu into `left`.

We have been using `right` to hold a feed switcher for development purposes. We don't imagine you will need it for the final app, so you can omit it.

## Attributes for pages:

The following attributes are recognized in `page` tags:

- `name` - The name of the "frame" to load the page into; must be either `left`, `center` or `right`; other values are ignored
- `href` - Location of the XML page to load, **relative to the location of frame.xml**
- `target` - *optional* - The target "frame" that links should load into. Typically you will always want this to be `center` so content always loads into the main frame.

## Example:

```
<?xml version="1.0" encoding="UTF-8" ?>
<sections>
  <section>
    <constant name="article_feed_base"
value="http://.../news/news_detail.xml?blogId=" />
    <constant name="topic_feed_base" value="http://.../topic/list.xml?
pageSize=20&category=" />
    <constant name="gallery_feed_base"
value="http://.../photos/gallery_detail.jsp?galleryId=" />
    <constant name="video_feed_base"
value="http://.../videos/video_detail.xml?productId=" />
    <constant name="doubleclick_adunit"
value="/7231/e_mobile/online_app/iphone/" />
    <constant name="bannerad_tag" value="home/detail" />
    <constant name="bannerad_additional_keywords"
value="xanadu,olivia,newton,john" />

    <ad type="outbrain" partnerkey="EONLINE2014" widgetid="APP_1"
enabled="true"/>
    <ad type="kixer" partnerkey="403" enabled="true"/>
    <ad type="adcolony" appid="appf9..." zones="vzb0...,vz7...,vz7...,vz..."
enabled="true"/>
    <ad type="sharethrough" placementkey="c1..." usedfp="true"
enabled="true"/>
    <ad type="softlaunch" tag="home/soft" keywords="alpha,beta,gamma"
frequency="1" enabled="false" />
    <ad type="hardlaunch" tag="home/hard" keywords="pi,delta,phi"
frequency="1" enabled="false" />
    <ad type="gallery" tag="photos/detail" keywords="amor,vincit,omnia"
slot="2" frequency="3" enabled="true" />

    <ad type="freewheel" networkid="42015" server="http://cue.v.fwmrm.net"
profile="96749:global-cocoa" />
    <ad type="freewheel_preroll" sitesection="ios" frequency="1"
```

```
enabled="true" />
  <ad type="freewheel_livestream_preroll" assetid="eonline-
live_live_stream"
    sitesection="ios" frequency="1" enabled="true" />

  <template name="article" href="template/article.xml" />
  <template name="topic" href="template/topic.xml" />
  <template name="videodetail" href="template/videodetail.xml" />
  <template name="showdetail" href="template/showdetail.xml" />

  <page name="left" href="left.xml" target="center" />
  <page name="center" href="all.xml" target="center" />
  <page name="right" href="right.xml" />
</section>
</sections>
```



# article

Shows the content of an article based on a guid that's either provided by the user (static article) or inferred by template logic.



## AMY PURDY PREVIEWS HER UPCOMING SUMMER WEDDING, ADMITS SHE STILL DOESN'T HAVE A DRESS PICKED OUT!

Sun, Jul 19, 2015 7:12 PM PDT by Jennifer Cooper and Mike

Wedding bells are going to be ringing sooner rather than later!

So says **Amy Purdy** who is hard at work preparing for her upcoming summer wedding to fiancé **Daniel Gale**.

author

imagecredit

subheading

title

webview

### Attributes:

- **guid** - *optional* - If provided, this is the GUID of the article to load

### Styleable elements:



- `author` - *label type* - The date and author name.
- `imagecredit` - *label type* - Text right below the hero image
- `subheading` - *label type* - "Filed under" text (not currently supported)
- `title` - *label type* - Article title, directly below the hero image
- `webview` - *webview type* - Styling applied to each paragraph in the article

**Example (static article):**

```
<widget type="article" guid="677822">
  <style>
    <author ... />
    <imagecredit ... />
    <subheading ... />
    <title ... />
    <webview ... />
  </style>
</widget>
```

**Example (inferred by template logic):**

```
<widget type="article">
  <style>
    <author ... />
    <imagecredit ... />
    <subheading ... />
    <title ... />
    <webview ... />
  </style>
</widget>
```

# articleheader

Shows a "header", as commonly seen in articles.

The image shows a screenshot of an article header with several annotations. A blue bar at the top contains the word "Share". Below it is a black bar with the text "FROM AROUND THE WEB". The main content area features three article cards, each with a small image, a title, and a source name. The first card is titled "These 5 Vintage Engagement Rings are So Romantic" by Brilliant Earth. The second is "OMG! 21 Hottest Celebs To Walk The Earth of All Time" by ViralMozo. The third is "The 3 Best Mid Heels You'll Want to Wear All Day Long" by Sole Society. Below the cards is a "Recommended by outbrain" logo. At the bottom is a black bar with the text "APPS YOU MIGHT LIKE" and a card for "Cookie Jam" with a colorful balloon icon. Annotations include a red line pointing to the "FROM AROUND THE WEB" bar labeled "cell", a blue line pointing to the "FROM AROUND THE WEB" text labeled "title", and another blue line pointing to the "APPS YOU MIGHT LIKE" bar.

## Attributes:

- `text` - Text to show in the article header

## Styleable elements:

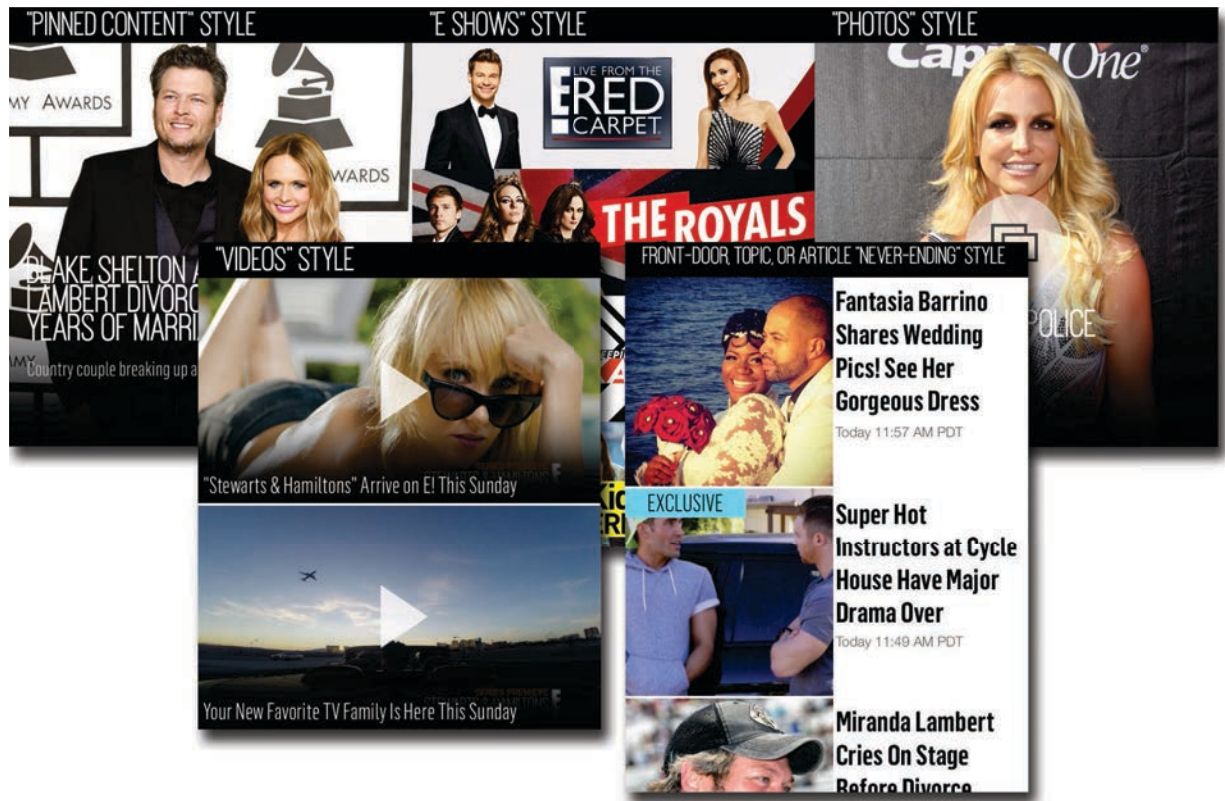
- `cell` - *cell type* - Size of the table cell containing the title, and background color
- `title` - *label type* - Article header title text

## Example:

```
<widget type="articleheader" text="From Around the Web" >  
  <style>  
    <cell ... />  
    <title ... />  
  </style>  
</widget>
```

## eitemlist

The most used tag in the application, .



### Attributes:

- **feed** - *optional* - First page of E Item feeds to read from; this value is inferred for topic page template types, but required in all other cases.
- **filter** - *optional* - If provided, this is an E Item feed that gets subtracted from the list (removes duplicates from a pinned content list, for example.)

Please note, the subtags listed here are under the "eitemlist" tag.

### Ad provider sub-tags

- **slot** - Initial position of the ad in the list; if this value is zero, then this ad will be disabled.
- **frequency** - How often to deliver a new ad after the initial ad; if this value is zero, then this ad will be disabled.

### Example:

```
<sharethrough slot="1" frequency="5" />
<adcolony slot="2" frequency="5" />
```

### Styleable elements:

Please note, the subtags listed here are under the "style" tag for the element.

### Article sub-tag:

- `cell` - *cell type* - Size of the table cell containing the title, and background color
- `date` - *label type* - Text describing the publish date of the item
- `headline` - *label type* - Primary text title of the item
- `image` - *image type* - Primary image thumbnail of the item
- `special` - *label type* - Text like "exclusive", "update", etc that may be optionally displayed on this item
- `summary` - *label type* - Typically only appears in "pinned content" style, this is the text below the headline

**Gallery sub-tag:**

- `cell` - *cell type* - Size of the table cell containing the title, and background color
- `date` - *label type* - Text describing the publish date of the item
- `headline` - *label type* - Primary text title of the item
- `image` - *image type* - Primary image thumbnail of the item
- `photobutton` - *image type* - Size and position of the "photo button" on top of an gallery item
- `special` - *label type* - Text like "exclusive", "update", etc that may be optionally displayed on this item
- `summary` - *label type* - Typically only appears in "pinned content" style, this is the text below the headline

**Video sub-tag:**

- `cell` - *cell type* - Size of the table cell containing the title, and background color
- `date` - *label type* - Text describing the publish date of the item
- `headline` - *label type* - Primary text title of the item
- `image` - *image type* - Primary image thumbnail of the item
- `playbutton` - *image type* - Size and position of the "play button" on top of an video item
- `special` - *label type* - Text like "exclusive", "update", etc that may be optionally displayed on this item

**Show sub-tag:**

- `cell` - *cell type* - Size of the table cell containing the title, and background color
- `image` - *image type* - Primary image thumbnail of the item

**AdColony sub-tag:**

- `cell` - *cell type* - Size of the table cell containing the title, and background color

**Sharethrough sub-tag:**

- `cell` - *cell type* - Size of the table cell containing the title, and background color
- `headline` - *label type* - Primary text title of the item
- `image` - *image type* - Primary image thumbnail of the item
- `sponsor` - *label type* - The "Sponsored by" text that appears on this item

**Example (pinned content):**

```

<widget type="eitemlist"
  feed="http://syndication.eonline.com/syndication/feeds/mobile/apps/eonline/v4_0/all/featured.xml">
  <style>
    <article>
      <cell ... />
      <image ... />
      <headline ... />
      <special ... />
      <summary ... />
    </article>
    <gallery>
      <cell ... />
      <image ... />
      <headline ... />
      <special ... />
    </gallery>
    <video>
      <cell ... />
      <image ... />
      <headline ... />
      <special ... />
    </video>
  </style>
</widget>

```

**Example ("E Shows" style):**

```

<widget type="eitemlist"
  feed="http://syndication.eonline.com/syndication/feeds/mobile/apps/eonline/v4_0/shows/list.xml?
platform=ios">
  <style>
    <show>
      <cell ... />
      <image ... />
    </show>
  </style>
</widget>

```

**Example ("Photos" style):**

```

<widget type="eitemlist"
  feed="http://syndication.eonline.com/syndication/feeds/mobile/apps/eonline/v4_0/photos/list.xml?
pageSize=20">
  <style>
    <gallery>
      <cell ... />
      <image ... />
      <photobutton ... />
      <headline ... />
      <special ... />
    </gallery>
  </style>
</widget>

```

**Example ("Videos" style):**



```

<widget type="itemlist"
  feed="http://syndication.eonline.com/syndication/feeds/mobile/apps/eonline/v4_0/videos/list.xml?
  pageSize=20">
  <style>
    <video>
      <cell ... />
      <image ... />
      <playbutton ... />
      <headline ... />
      <special ... />
    </video>
  </style>
</widget>

```

**Example ("Topic" style, template inferred feed):**

```

<widget type="itemlist">
  <style>
    <article>
      <cell ... />
      <image ... />
      <headline ... />
      <date ... />
      <special ... />
    </article>
    <gallery>
      <cell ... />
      <image ... />
      <photobutton ... />
      <headline ... />
      <date ... />
      <special ... />
    </gallery>
    <video>
      <cell ... />
      <image ... />
      <playbutton ... />
      <headline ... />
      <special ... />
    </video>
  </style>
</widget>

```

**Example ("All" style, with a filter and ad tags):**

```
<widget type="eitemlist"
  feed="http://syndication.eonline.com/syndication/feeds/mobile/apps/eonline/v4_0/all/list.xml?
  pageSize=20"
  filter="http://syndication.eonline.com/syndication/feeds/mobile/apps/eonline/v4_0/all/featured.xml"
>
  <style>
    <adcolony>
      <cell ... />
    </adcolony>
    <sharethrough>
      <cell ... />
      <image ... />
      <headline ... />
      <sponsor ... />
    </sharethrough>
    <article>
      <cell ... />
      <image ... />
      <headline ... />
      <date ... />
      <special ... />
    </article>
    <gallery>
      <cell ... />
      <image ... />
      <photobutton ... />
      <headline ... />
      <date ... />
      <special ... />
    </gallery>
    <video>
      <cell ... />
      <image ... />
      <playbutton ... />
      <headline ... />
      <special ... />
    </video>
  </style>
  <sharethrough slot="1" frequency="5" />
  <adcolony slot="2" frequency="5" />
</widget>
```

## feedswitcher

Shows a "feed switcher", only meant for development purposes.

Please pick a new feed below  
and then hit the "GO" button.

|                         |
|-------------------------|
| 2015-06-19 JSON version |
| 2015-06-19 XML version  |
| 2015-07-15 XML version  |
| Go!                     |

### Attributes:

- `url` - URL to a JSON feed containing potential app feeds to switch to

### Example Format of JSON feed:

```
{
  "2015-06-19 XML
version":"http://advancedcontent.trailerparkinteractive.com/e/app/nbcuni-
test/2015-06-19_XML/",
  "2015-06-19 JSON
version":"http://advancedcontent.trailerparkinteractive.com/e/app/nbcuni-
test/2015-06-19_JSON/",
  "2015-07-15 XML
version":"http://advancedcontent.trailerparkinteractive.com/e/app/nbcuni-
test/2015-07-15_XML/",
}
```

**Styleable elements:**

*No styleable elements*

**Example:**

```
<widget type="feedswitcher"  
url="http://advancedcontent.trailerparkinteractive.com/e/app/nbcuni-  
test/feeds.json" />
```

## filterbar

Shows a "filterbar", which is essentially a tabbed view that can display multiple pages.



©REX Shutterstock

AMY PURDY PREVIEWES HER  
UPCOMING SUMMER WEDDING.

**Attributes:**

*This tag contains no attributes.*

**Subitem sub-tag:**

- **title** - Title text of this particular subitem
- **href** - Location of the XML page to show when this subitem displays (the path is **relative** from the location of `frame.xml` )

**Styleable elements:**

- **cell** - *cell type* - Size of the table cell containing the title, and background color
- **title** - *label type* - Primary text style of a particular subitem
- **selected** - *label type* - Primary text style of a particular subitem when it's the selected tab




**Example:**

```
<widget type="filterbar">
  <style>
    <cell ... />
    <title ... />
    <selected ... />
  </style>
  <subitem title="kixer"           href="tags/kixer.xml" />
  <subitem title="livestream"     href="tags/livestream.xml" />
  <subitem title="outbrain"      href="tags/outbrain.xml" />
  <subitem title="snipe"         href="tags/snipe.xml" />
  <subitem title="eitemlist"     href="tags/eitemlist.xml" />
</widget>
```



# kixer

Shows a "kixer" ad.

|   |   |      |
|---|---|------|
|    | <b>JANE</b><br>Lifestyle<br>★★★★★ (3,000) | FREE |
|    | <b>Cookie Jam</b><br>Games<br>★★★★☆ (960) | FREE |
|  | <b>Yahtzee</b><br>Games<br>★★★★★ (1,201)  | FREE |

Promoted by **kixer**

## Attributes:

This tag contains no attributes.

## Styleable elements:

- **cell** - *cell type* - Size of the table cell containing the title, and background color
- **title** - *label type* - Primary title text (Example "Cookie Jam")
- **category** - *label type* - Primary title text (Example "Games")
- **ratingcount** - *label type* - The number in parenthesis
- **image** - *image type* - Primary app icon image
- **free** - *image type* - Position and size of the "free" button
- **stars** - *image type* - Position and size of all the stars on-screen

**Example:**

```
<widget type="kixer">
  <style>
    <cell ... />
    <title ... />
    <category ... />
    <ratingcount ... />
    <image ... />
    <free ... />
    <stars ... />
  </style>
</widget>
```

# livestream

Shows an in-line "live stream", with additional options for event start / end and daily cut-off times.



## LIVE TV STREAM #1



### Attributes:

- **title** - Text to be displayed below the live stream feed
- **feed** - URL to a livestream feed. Should most likely be an **m3u8** format stream
- **mute** - Whether to start the livestream muted or not; "true" indicates this livestream will be silent when loaded

### Sub-tags

*Please note all time formats are in the UTC / GMT timezone, **not in the PST timezone!***

- **event** - allows a **start** and **end** time for a particular event. For this tag to work, **end** must occur **after start**, and the time format is the following (without spaces):
  - **start / end** - Format is **YYYY MM DD HH mm** - Year, month, day, hour, and minute -- **again this is UTC timezone**
- **day** - allows a daily **start** and **end** time, and the time format is the following:
  - **name** - "named" day of the week: **monday**, **tuesday**, **wednesday**, **thursday**, **friday**, **saturday**, or **sunday**

- `start / end` - Format is `HHmm` - hour and minute, in 24 hour format-- **again this is UTC timezone**

### Styleable elements:

- `title` - *label type* - Primary title text style

### Example:

```
<widget type="livestream"
  title="Live TV Stream #1"
  feed="http://vevoplaylist-
live.hls.adaptive.level3.net/vevo/ch1/appleman.m3u8"
  mute="true">
  <style>
    <title ... />
  </style>
  <event start="201505140142" end="201505140144" />
  <event start="201505140147" end="201505140148" />
  <event start="201505140150" end="201505140152" />
  <day name="monday" start="0218" end="0218" />
  <day name="thursday" start="0220" end="0220" />
  <day name="thursday" start="0222" end="0222" />
  <day name="friday" start="0000" end="2359" />
</widget>
```

# navigation

Sidebar navigation, meant to bring the feel of the app with the flexibility of the website's sidebar navigation.



## Attributes:

- `suboffsetx` - offset to add horizontally to subitems
- `align` - alignment of items and subitems
- `bordercolor` - color of the hard rule separators between items or subitems
- `subbgcolor` - background color of subitems (overrides background color set in cell)

## Sub-tags

- `navitem` - A primary item on a navigation list; if the navitem has any `subitem` tags inside of it, it will show an expandable icon indicator
- `subitem` - Only valid within `navitem` tags, these are navitems that exist within navitems

## Sub-tag: navitem's and subitem's Attributes

- `title` - Text to use for this item
- `color` - Color to use for this item's text and right hand indicator; overrides the style

color set for this item

- **href** - *optional* - An XML page to load if clicked. If this item is not set, and has subitems, then this item will instead "expand" or "contract" to show or hide subitems.
- **expanded** - *optional* - If "true", this item will already be expanded by default, showing all subitems

#### **Styleable elements:**

- **cell** - *cell type* - Size of the table cell containing the title, and background color
- **title** - *label type* - Primary title text style
- **disclosure** - *image type* - The disclosure triangle, shown if a navitem is expandable
- **sidebar** - *label type* - Image to the far right of the navitem, which is colored the same as the title text, and is "larger" if the navigation item is selected and a page is opened

#### **Example:**



```

<widget type="navigation" suboffsetx="20" align="right" bordercolor="#525252"
subbgcolor="#252525">
  <style>
    <cell ... />
    <title ... />
    <disclosure alt-src="disclosure-up.png" rect="0,0,17,10" />
    <sidebar alt-src="sidebar.png" rect="0,0,10,10" />
  </style>
  <navitem title="all" color="white" href="tags/navigation.xml" />
  <navitem title="tags" color="white" expanded="true" >
    <subitem title="article" color="red"
href="tags/article.xml" />
    <subitem title="articleheader" color="orange"
href="tags/articleheader.xml" />
    <subitem title="eitemlist" color="yellow"
href="tags/eitemlist.xml" />
    <subitem title="feedswitcher" color="lightgreen"
href="tags/feedswitcher.xml" />
    <subitem title="filterbar" color="lightblue"
href="tags/filterbar.xml" />
    <subitem title="kixer" color="pink"
href="tags/kixer.xml" />
    <subitem title="livestream" color="violet"
href="tags/livestream.xml" />
    <subitem title="navigation" color="red"
href="tags/navigation.xml" />
    <subitem title="outbrain" color="orange"
href="tags/outbrain.xml" />
    <subitem title="page" color="yellow" href="tags/page.xml"
/>
    <subitem title="quitbutton" color="lightgreen"
href="tags/quitbutton.xml" />
    <subitem title="settings" color="lightblue"
href="tags/settings.xml" />
    <subitem title="showdetail" color="pink"
href="tags/showdetail.xml" />
    <subitem title="snipe" color="violet"
href="tags/snipe.xml" />
    <subitem title="videodetail" color="red"
href="tags/videodetail.xml" />
  </navitem>
</widget>

```

# outbrain

Shows an "outbrain" ad.



## How To Get Lauren Hutton's Radiant Skin & Berry-Toned Lips

Violet Grey

---



## Are You Overweight for Your Height?

AARP

---



## 15 Caitlyn Jenner Pictures The Family Don't Want Public

Time To Break

Recommended by  outbrain

---

### Attributes:

*This tag contains no attributes.*

### Styleable elements:

- **cell** - *cell type* - Size of the table cell containing the title, and background color
- **title** - *label type* - Primary title text (Example "Are You Overweight...?")
- **category** - *label type* - Primary title text (Example "AARP")
- **image** - *image type* - Primary article image

### Example:

```
<widget type="outbrain">  
  <style>  
    <cell ... />  
    <image ... />  
    <title ... />  
    <category ... />  
  </style>  
</widget>
```

## page

Custom options for `pages` ; currently only supports page background color

### Attributes:

- `bgcolor` - Color to use for the page background

### Styleable elements:

*No styleable elements*

### Example:

```
<widget type="page" bgcolor="white" />
```

# quitbutton

Shows a "quit button", only meant for development purposes.



## Attributes:

*No attributes*

## Styleable elements:

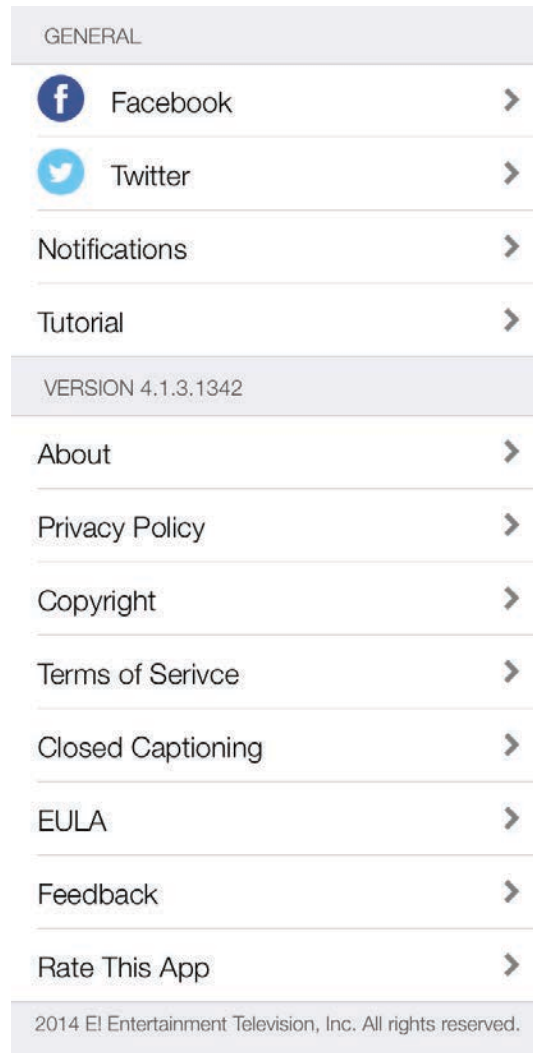
*No styleable elements*

## Example:

```
<widget type="quitbutton" />
```

# settings

Settings screen, which can be modified server-side to access both options within the app and launch external URLs in the app, but with a native look and feel.



## Attributes:

*No attributes*

## Sub-tags

- **section** - Defines a section containing "settings", and a header bar with a title
- **setting** - Within sections, these are the items that define actions that can be performed

### Sub-tag: section Attributes

- `title` - Text to use for the section title, for example, "General", or "2014 E! Entertainment... etc"
- `type` - *optional* - If set to "version", the title will be overridden to the version number plus build number of the app

### Sub-tag: setting Attributes

- `title` - Title to use for a particular setting
- `type` - Type of action to perform. Available actions are:
  - `setting` - Reserved for future use
  - `bool` - Reserved for future use
  - `open:facebook_settings` - Open the system settings for Facebook. Also adds the facebook icon to this setting
  - `open:twitter_settings` - Open the system settings for Twitter. Also adds the twitter icon to this setting
  - `open:mailto_feedback` - Opens a mail form to allow for user feedback
  - `open:tutorial` - Opens the introductory tutorial
  - `web_internal` - Opens a webpage inside of the app
  - `web_external` - Opens a webpage outside of the app (launches Apple's Safari browser)
- `constantname` - Name of the constant to set when using the `bool` type
- `href` - URL to use for types `web_internal` and `web_external`

### Styleable elements:

- `header` - *label type* - Title text for sections
- `footer` - *label type* - Title text for the last section, as long as the last section has no items
- `setting` - *label type* - Text in settings sections (Example "Privacy Policy")
- `iconsetting` - *label type* - Text in settings sections when an icon is present (Example "Facebook" or "Twitter")
- `icon` - *image type* - Image style if present
- `disclosure` - *image type* - Image style for disclosure triangle on the right hand side of the setting

### Example:

```
<widget type="settings">
  <style>
    <header ... />
    <footer ... />
    <setting ... />
    <iconsetting ... />
    <icon ... />
    <disclosure ... />
  </style>
  <section title="General">
    <setting title="Facebook" type="open:facebook_settings" />
    <setting title="Twitter" type="open:twitter_settings" />
    <setting title="Notifications" type="bool" constantname="notifications"
  />
    <setting title="Tutorial" type="open:tutorial"/>
  </section>
  <section title="version" type="version">
    <setting title="About" type="web_internal" href="http://.../about.htm"/>
    <setting title="Privacy Policy" type="web_internal"
href="http://www.nbcuni.com/privacy/mobile-apps/" />
    <setting title="Copyright" type="web_internal"
href="http://.../copyright.htm"/>
    <setting title="Terms of Service" type="web_internal"
href="http://.../terms_of_service.htm"/>
    <setting title="Closed Captioning" type="web_internal"
href="http://.../closed_captioning.htm"/>
    <setting title="EULA" type="web_internal" href="http://.../eula.htm"/>
    <setting title="Feedback" type="open:mailto_feedback"/>
    <setting title="Rate This App" type="web_external"
href="http://itunes.apple.com/us/app/e!-online/id313624917?
mt=8"/>
  </section>
  <section title="2014 E! Entertainment Television, Inc. All rights reserved."
  />
</widget>
```



## showdetail

A showdetail **page** is an image with an `itemList`; therefore, a `showdetail` tag is just an image.



### Attributes:

- `href` - *optional* - If provided, this is the URL of the image to load; if not provided, it's inferred by template logic

### Styleable elements:

- `image` - *image type* - Styling for the image itself

**Example (static article):**

```
<widget type="showdetail"  
  
href="http://images.eonline.com/eol_images/Entire_Site/2014616/rs_640x640-  
140716115139-red_carpet.png">  
  <style>  
    <image ... />  
  </style>  
</widget>
```

**Example (inferred by template logic):**

```
<widget type="showdetail">  
  <style>  
    <image ... />  
  </style>  
</widget>
```

## snipe

Shows a "snipe" feed; a list of buttons.



### Attributes:

- `feed` - The snipe feed to use for this feed

### Styleable elements:

- `cell` - *cell type* - Size of the table cell containing the title, and background color
- `image` - *image type* - Image to show for a particular snipe button

### Example:

```
<widget type="snipe" feed="http://127.0.0.1:8088/EMW-235c/content/snipe_feed.xml">
  <style>
    <cell ... />
    <image ... >
      <alt ... />
    </image>
  </style>
</widget>
```

## videodetail

Shows a video, title, description, duration, and share button.



### SIC PARVIS MAGNA

3:50

Today 8:07 PM PDT

Dreams don't work unless you do.

Share

#### Attributes:

Typically, the attributes listed here are set by template logic and do not need to be modified.

However, attributes can be set for the purposes of static pages or to override template logic.

- **guid** - *optional* - The GUID of the video
- **title** - *optional* - The title of the video, example "Sic parvis magna"
- **duration** - *optional* - The duration of the video (for display purposes only), example

"3:50"

- `date` - *optional* - The date of publication of this video, example "Today 8:07 PM PDT"
- `description` - *optional* - Summary description below title, example "Dreams don't work..."
- `sharelink` - *optional* - Link to use for the share button
- `imageurl` - *optional* - URL for the image to use for the video thumbnail
- `videourl` - *optional* - URL for the video when the play button is clicked

#### **Styleable elements:**

- `image` - *image type* - Styling for the video thumbnail
- `title` - *label type* - Style for the video title, example "Sic parvis magna"
- `duration` - *label type* - Style for the duration of the video, example "3:50"
- `pubdate` - *label type* - Style for the publication date, example "Today 8:07 PM PDT"
- `description` - *label type* - Style for the description text, example "Dreams don't work..."

#### **Example (static article):**

```
<widget type="videodetail"

    guid="238240"

    title="sic parvis magna"
    duration="3:50"
    date="Today 8:07 PM PDT"
    description="Dreams don't work unless you do."

    sharelink="http://www.eonline.com/videos/238240/demi-moore-speaks-out-
about-man-who-drowned-in-her-pool"

imageurl="http://images.eonline.com/resize/1136/640/thumbnails.eonline.com/p/Com
cast_Entertainment_Group_-
_E!_Online_VMS/23/82/40/newsnow_20150720_c_238240_1280x720.jpg"
    videourl="http://thumbnails.eonline.com/p/Comcast_Entertainment_Group_-
_E!_Online_VMS/23/82/40/newsnow_20150720_c_238240.m3u8" >
    <style>
        <image ... />
        <title ... />
        <duration ... />
        <pubdate ... />
        <description ... />
    </style>
</widget>
```

**Example (inferred by template logic):**

```
<widget type="videodetail">
    <style>
        <image ... />
        <title ... />
        <duration ... />
        <pubdate ... />
        <description ... />
    </style>
</widget>
```